



WP1: FI providing the sustainable smart city energy

FINECE Innovation event, Hyllie
October 1, 2013

WP1 Introduction

FUTURE
INTERNET
SMART
UTILITY
SERVICES


FINESCE

Scope


- The scope of the WP1 trial is to execute Demand Side Management and Demand Side Response tests with external buildings in the Hyllie district, Malmö, Sweden, based on an integrated approach of energy carriers

Desired outcomes

- How Future Internet technologies can contribute to an efficient and robust Demand Side Management system
- Proof of concept and evaluation on solution which architecture is based on distributed energy management capability and centralized portfolio management
- Evaluate and test different business model(s) according to defined use cases to obtain better view on Demand Side Management and Demand Side Response as well as ideas on customer's potential to act as balancing power
- Evaluate thermal load shifting potential by different heating systems, e.g. under floor heating and radiators, while leveraging the building's thermal inertia
- Scale-up strategy for the trial, e.g. ability for other towns/regions/business sectors to use the results/functionality



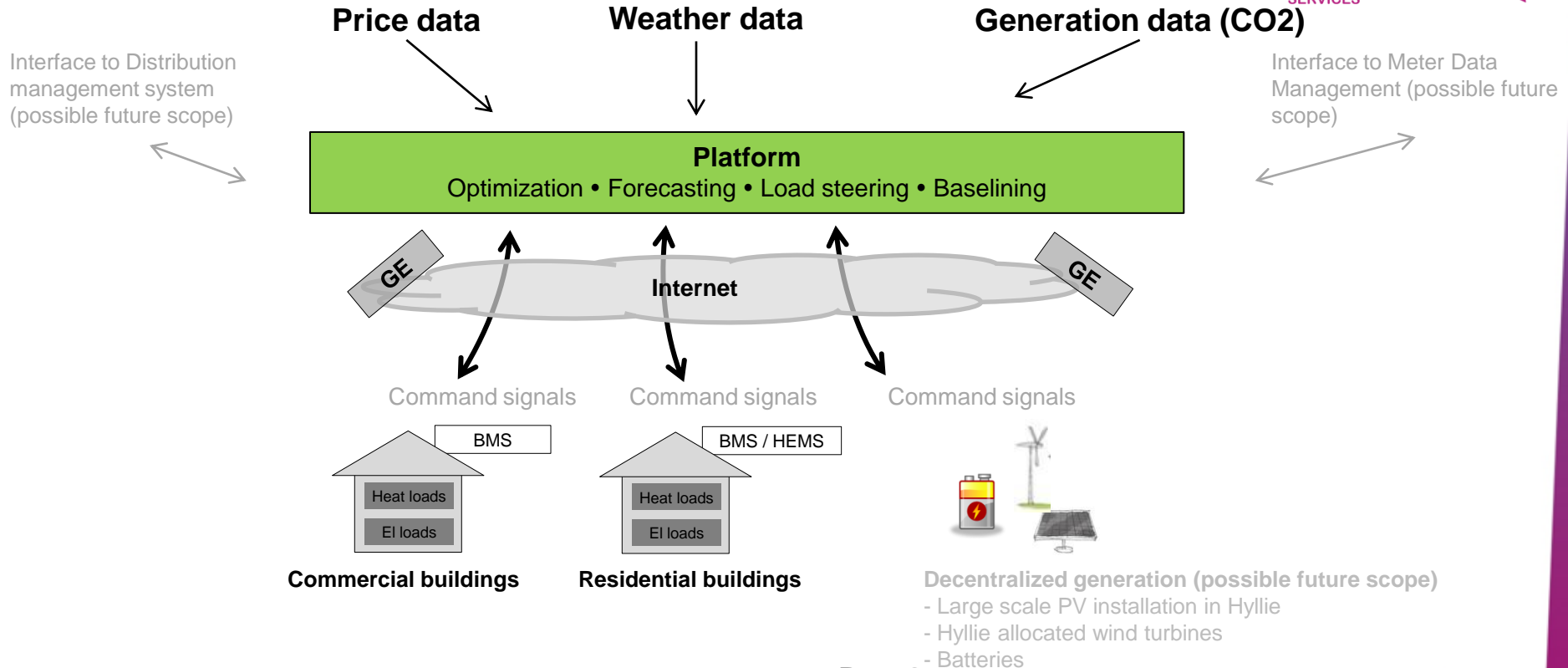
Hyllie, Malmö



E.ON Energy Management System

FUTURE
INTERNET
SMART
UTILITY
SERVICES

FINESCE




Use cases, GEs, APIs

Use cases

- Cost optimization (electricity/heat) by price signals
- Optimization of demand (electricity/heat) by energy mix signals
- Instantaneous variable reduction of energy consumption

GE prime candidates

- BigData
- Complex Event
- Context Broker
- Access Control
- Identity Management



Work package leader	David Lillienberg, E.ON
Location	Malmö, Sweden
Participants	E.ON, RWTH

APIs

- `getTemperature`: This method provides temperature forecast for the Hyllie district over a time interval
- `getPowerPrice`: This method provides the Nord Pool power (electricity) price over a time interval
- `getDistrictHeatingPrice`: This method provides the district heating price over a time interval
- `getDemand`: This method provides the demand on load linked to the trial/demand response over a time interval

Areas for the Open Call

FUTURE
INTERNET
SMART
UTILITY
SERVICES



FINESCE

Develop app or visualization tool for WP1 (and potentially for other WPs too). The tool should be able to collect raw data from E.ON's servers and visualize that in a user friendly way. Here below follow examples of areas that could be of interest to visualize.

- Savings that are enabled thanks to the optimization, e.g. EUR and CO2
- Actual loads patterns for WP1's loads, e.g. building's thermal consumption
- FINESCE related Information, e.g. text and images
- Link to FINESCE tweets

Support the WP1 on topics related to the below examples.

- Expertise on Building Management System and heat pumps
- Load behavior, e.g. building's thermal consumption, e-vehicle charging
- Optimization methods while considering aspects such as building inertia and weather forecasts
- Supplier of BMS to buildings in the Malmö region for recruitment of additional buildings to WP1 which may be of interest

Thank you!

FUTURE
INTERNET
SMART
UTILITY
SERVICES



FINESCE

David Lillienberg

E.ON Sverige AB

Mobile: +46(0)702 021 113

Email: David.Lillienberg@eon.se